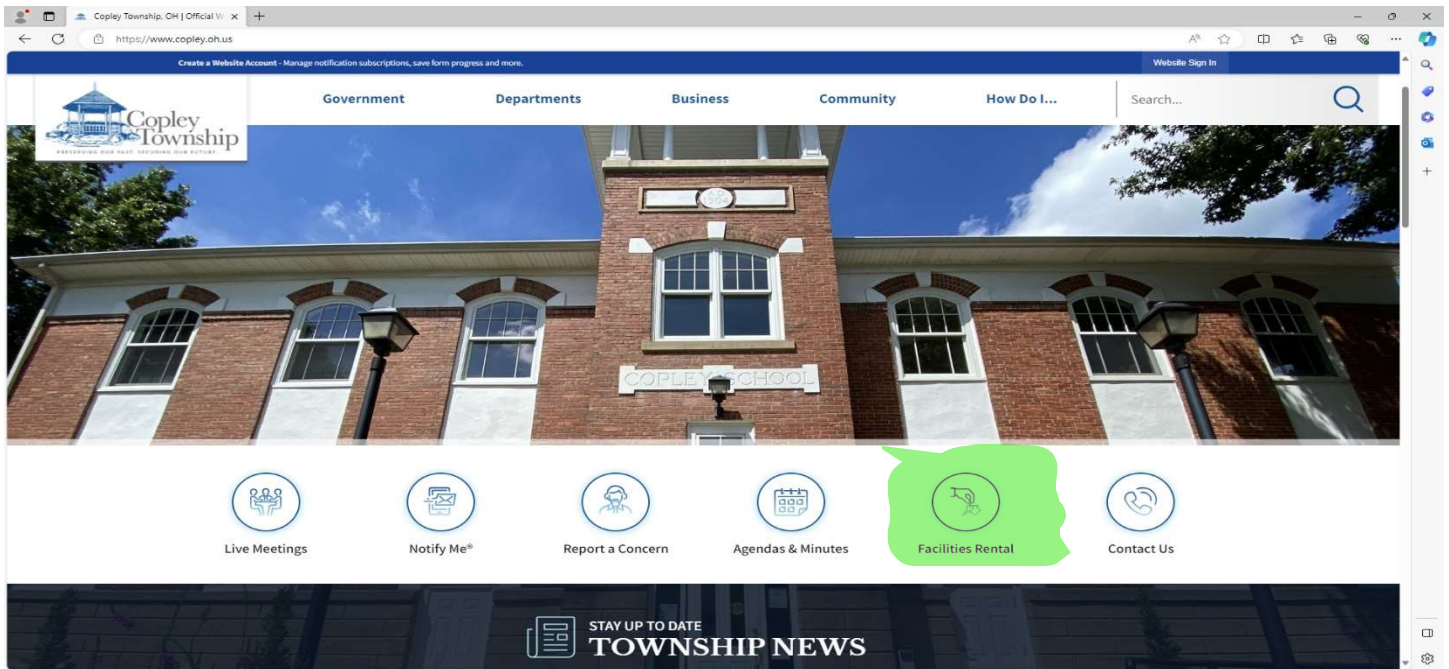


To Reserve a pavilion online, please follow the steps below:

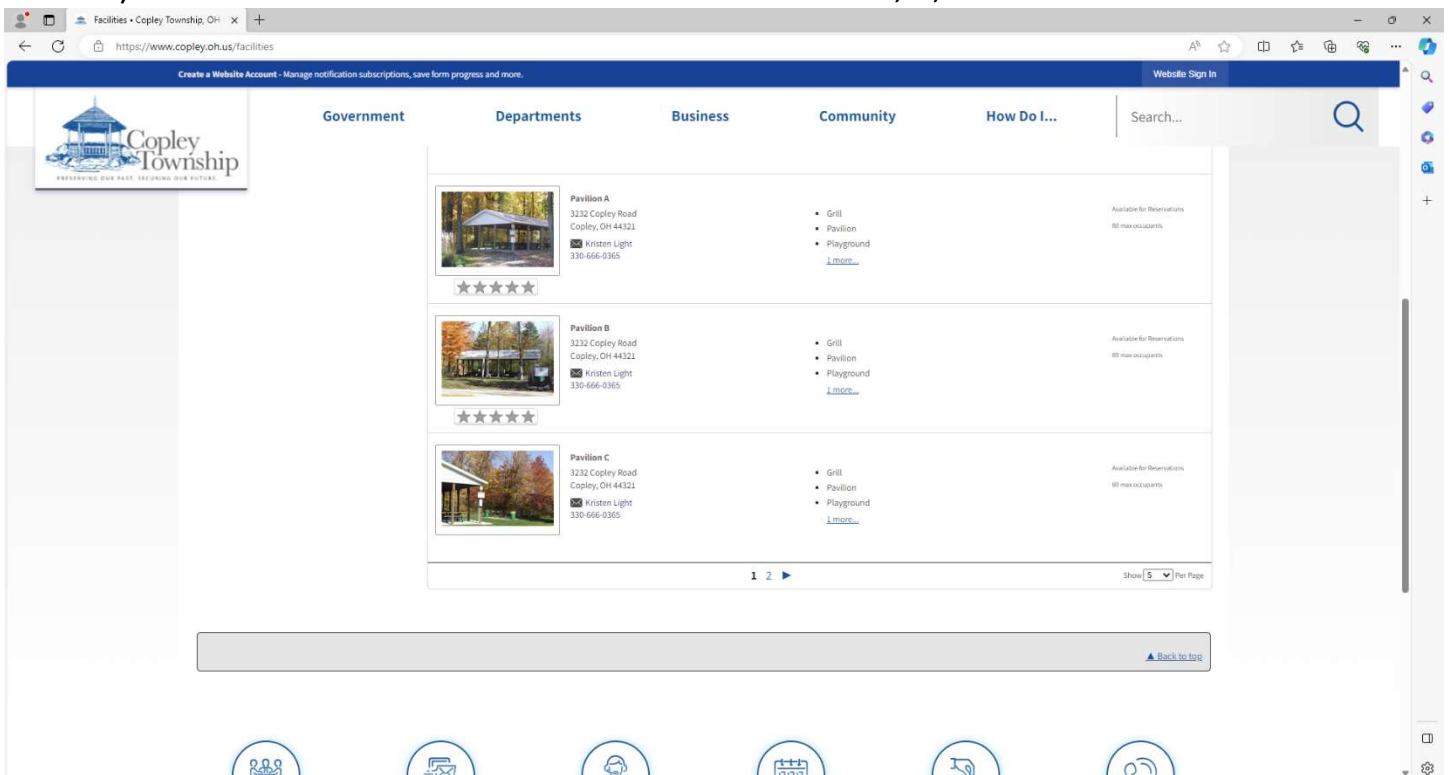
enter [www.copley.oh.us](http://www.copley.oh.us) in web browser

1) Click on Facilities Rental

- This works on Computer or Mobile Device



2) Scroll down to the 3 Pavilions that are available A, B, &C



- Please click on the rental you are interested in.

Facilities • Copley Township, OH

https://www.copley.oh.us/Facilities/Facility/Details/Pavilion-A-3

Create a Website Account - Manage notification subscriptions, save form progress and more.

Website Sign In

Government Departments Business Community How Do I... Search...

Home • Facilities


### Facilities

Feature Overview

[View search results](#) [View all facilities](#)

#### Pavilion A

Subfacility of [Copley Community Park](#)

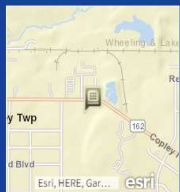


Max Occupancy 80

#### Features

- Grill
- Pavilion
- Playground
- Restrooms

[Request Reservation](#)



[Get Directions](#)

#### Pavilion A

3232 Copley Road  
Copley, OH 44321

#### Contact

[Kristen Light](#)  
330-666-0365

#### Rating

5 average based on 1 vote

#### Availability

[Request Reservation](#) [Subscribe to Calendar Updates](#)

today October 29 — November 4, 2023 month week day

On the top right corner there is a request reservation option.

If you are using your cellphone to register, there is an option to register under the availability option.



**Max Occupancy**  
80

#### Features

- Grill
- Pavilion
- Playground
- Restrooms

[f](#) [t](#) [e](#) [Request Reservation](#)

#### Availability

	October 29 — November 4, 2023						
	Sun 10/29	Mon 10/30	Tue 10/31	Wed 11/1	Thu 11/2	Fri 11/3	Sat 11/4
6am							
7am							
8am							

Specific dates and times are listed right below the **Availability** option to see if it has been reserved, or if that date is open. If you click on a date on the availability calendar, it will prompt a single event option, which will say check availability and continue.

The screenshot shows the Copley Township website's facility details page for Pavilion A-3. The page features a navigation bar with links to Government, Departments, Business, Community, and How Do I... A search bar is also present. A 'Rating' section shows a 5-star average based on 1 vote. The main content area displays an 'Availability' calendar for Pavilion A-3, with a 'Request Reservation' button and a 'Subscribe to Calendar Updates' button. A 'New Reservation' modal is open, prompting for event details. The modal includes a 'Reservation for Pavilion A' section with a 'Single Event' radio button selected. It asks for 'From' and 'To' dates and times, with '11/01/2023' and '12:00 AM' entered for 'From' and '11:01/2023' and '11:59 PM' entered for 'To'. There is an 'All Day' checkbox and a note: 'This facility only accepts all-day reservations.' At the bottom of the modal are two buttons: 'Check Availability and Continue' (highlighted in green) and 'Cancel'.

Once you click on that, it will guide you to the sign in option. You will need to create an account to continue, or enter your existing account information.

Please note that your full address is needed when applying online.